



YIII LEVER HOIST WITH OVERLOAD PROTECTION



The torcon overload protection safety device engages when the hoist is overloaded, helping to prevent damage to the hoist, as well as injury to personnel.

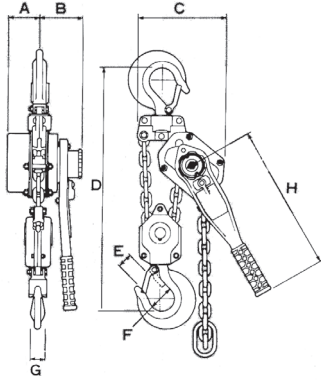


- Grade 105 corrosion resistant load chain, which adheres to the strict German DIN 5684 standard.
- Free spooling, which automatically brakes when a load is applied.
- Hoist body has an electro-deposited black finish for corrosion resistance
- Internal side plates have hardened steel bushings for excellent load shave & pinion support
- Internal side plates, pinion, pawls, and pawl springs have an electro-deposited coating that helps resist corrosion
- Internal disc hub and ratchet wheel are nickel plated for corrosion resistance



Scan for Webpage,
User & Parts Manual

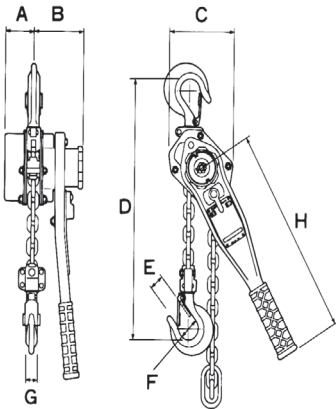




Above Schematic is 6 Ton Model

SPECIFICATIONS - YIII LEVER HOIST							
Model	YIII-50	YIII-80	YIII-100	YIII-160	YIII-320	YIII-630	YIII-900
Rated Load (lbs)	1100	1700	2200	3500	6900	13800	19800
Rated Load (mt)	500kg	800kg	1	1.6	3.15	6.3	9
Standard Lift (ft)	5	5	5	5	5	5	5
Min. Headroom (in)	10.4	11.4	12.2	13.7	16.5	22.4	27.8
Hand Effort to Lift Full Working Load (lbf)	75	66	82	66	82	84	86
Load Chain Dia. (mm)	5	5.6	5.6	7.1	9	9x2	9x3
Number of Chain Falls	1	1	1	1	1	2	3
Grade of Chain (JIS)	+V	+V	+V	+V	+V	+V	+V
Net Weight (lbs)	8	14	14.5	21	34	58	93

*Test Load is 150% of Rated Load



Above Schematic is 0.5t through 3t Unit. Design of YIII-50 is Slightly Different than this Schematic.

DIMENSIONS (IN.) - YIII LEVER HOIST							
Model	YIII-50	YIII-80	YIII-100	YIII-160	YIII-320	YIII-630	YIII-900
A	1.04	2.07	2.07	2.5	3.3	3.3	3.3
B	3.3	3.9	3.9	4.1	4.4	4.4	4.4
C	3.3	4.8	4.8	5.6	7	9.3	11.8
D	10.4	11.4	12.2	13.8	16.5	22.4	27.8
E	0.9	0.9	1.06	1.5	1.4	1.8	2.6
F	1.4	1.4	1.69	1.7	2.08	2.8	3.3
G	0.6	0.59	0.7	0.83	1.1	1.3	1.9
H	11.2	10.6	10.6	15.2	15.6	15.2	15.2

